

TOSHNIWAL MIXER

Definition of Mixing

To move every particle to exact position compared to other particle and avoid segregation of already mixed material.



Advantages

- Extremely short mixing time
- Gentle mixing
- Low shear
- Low running cost
- Low maintenance cost
- Precise mixing
- Reliable repeatable mixing quality

Product / Application

Mixing / Building Material Ingredients

Gypsum Plaster	:	Gypsum, quartz sand, additives
Wall putty	:	White cement, calcium dolomite
Cement Plaster	:	Cement, quartz sand, limestone dust additives
Wall Mortar	:	Cement, quartz sand synthetic powder additives, dry mortar, wall putty
Tile Adhesive	:	Cement, quartz sand synthetic powder, additives, verified tiles
Refractory Material	:	Alumina, fibers, silica etc.
Insulating Material	:	Vermiculite cement, glass fibers
Blended Cement	:	Fly ash, OPC, silica fume, granulated blast furnace slag
Powder Paints	:	Resins, pigments, synthetic powder colour, zinc dust
Road Lining Material	:	Resins, pigments, glass beads, liquid plasticizer
Ceramic Material	:	Powder components + additives

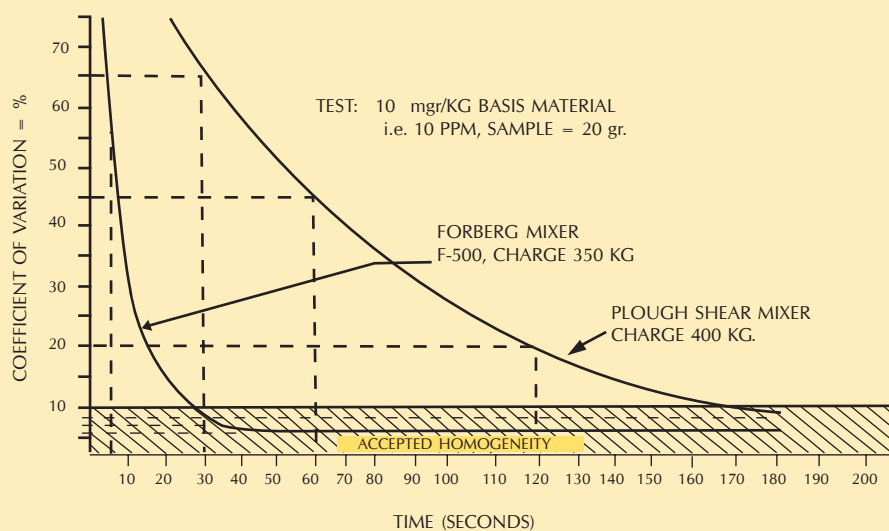
Fluidized Zone Mixing System

Process

- Twin counter rotating shaft with angled paddles creates Fluidized Zone for homogeneous mixing irrespective of size / shape of the ingredients in weightless condition.
- Fluidized Zone eliminates the gravitational force thereby facilitates to achieve uniform distribution of coarse and fine ingredients in very short duration.
- No frictional heat generation, ideally suitable for heat / air sensitive and hygroscopic powder ingredients homogeneous mixing. Gentle handling ensures no degradation for the ingredients and facilitates to achieve in technical performance in the mixed product.
- High speed Pin Mill system gives required high shear force to disperse / break soft agglomerates.
- Flexible filling volume from 40-140%.
- Twin Bombay door mechanism ensures complete discharge of mixed product in short time.

Mixing accuracy

The figure shows a mixing curve brought forward after tests done by an international research institute in Germany.



Standard Options Include

Spray Setup

Liquid can be sprayed through nozzles with pressure vessels arrangements.

Control Unit

Available as simple operating unit or as fully automated and integrated system with PLC.

CIP System

A rapidly rotating spray nozzle cleans the interior quickly and efficiently.

Hot-air Drying

Hot air can be injected to dry added fluids fast. This system can be used in combination with the fluid injection system or CIP.

Complete Stainless Steel Version

Apart from the components that come into contact with the product all the other components can also be delivered in stainless steel.

Turnkey Projects

Complete production unit with filling and transport systems, hoppers and (big-bag) filling installations.

Shaft Seals

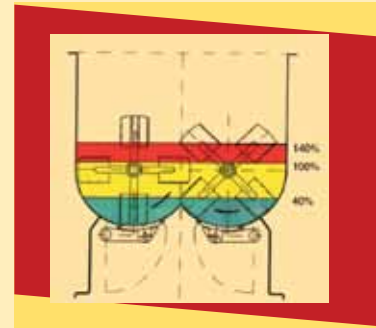
Self lubricant and water resistant design.

Function and Accessories

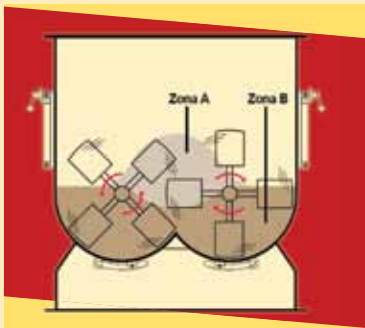
Filling level

Toshniwal mixer has a very flexible filling level, where the mixer volume describes the working volume and not the total mixer volume. 100% working volume is nominal filling level, and the mixer can work from 40% to 140% filling, as shown on the sketch. The same perfect mixing result will be achieved independent of bulk density and material properties. Add a few seconds more of mixing when operating at the filling borders, but a good mixing result will be achieved.

The sketch indicates a minimal mixing volume of 40% (Blue colour), 100% volume (Yellow colour) and a maximum volume of 140% (Red colour).



How the mixer works



The two shafts of Toshniwal mixer are counter rotating, which lifts the material up in the middle of the mixer, also called the fluidized zone (A). The angular paddles are welded to the paddle shafts, which give an overlapping rotation in the middle of the mixer and sweeping the entire bottom of the mixer according to specified clearance. This gives a mixing pattern as shown on the drawing. In zone (B) we have counter clockwise rotational movement along the perimeter of the mixer. In zone (A), which is the fluidized zone, the particles have freedom of movement, which again ensures that we achieve a fast and homogeneous mixture. The fluidized zone (A) and the transport zone (B) are the basic principle behind Toshniwal mixer's technology for the best possible mixture.

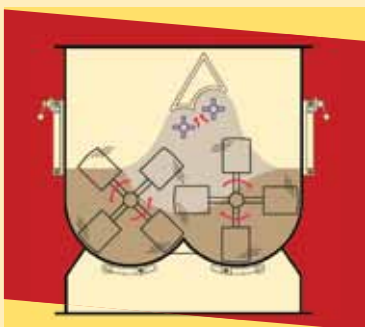
Liquid Addition – FDB

When liquid is added into fine powder (small particles), on FDB (Flow Distortion Bar) is used. The FDB is a rotor with radial pins. The pins throw the particles at high speed and create a horizontal curtain across the liquid stream. The single particles exposure to the liquid is short and ensures a good distribution of the liquid in the powder.

The mixer should have a filling of approximately 120% when the FDB is used.



Mixing and Breaking with PMS



PMS (Pin Mil System) is used when we need to break lumps in the mixture or need higher shear forces during mixing. This system consists of two high speed rotating shafts with welded pins mounted above the fluidized zone.

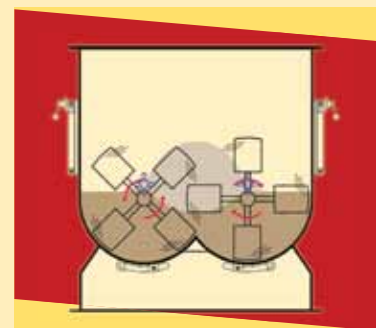
A hood with intersective pins is placed over the shafts and this ensures a proper steam of product and good crushing effect on the product.

The mixer should have approximately 120% filling when the PMS is used.

Tulip Knives

Tulip knives are mounted in the lower part of the mixer's end wall (see figure) and are used for breaking of lumps at low filling. The tulip knives add high shear forces independent of the filling level.

Cleaning of the machine is easier with the tulip knives and there is no need for a hood above the fluidized zone, which improve the availability



Toshniwal Mixers Specifications

Model	Batch Size (Litres)			Motor Rating (H.P)*	
	Min	Nor	Max	Std	Max
F-20	8	20	28	1.0	1.5
F-60	24	60	84	3.0	5.0
F-120	48	120	168	5.0	7.5
F-200	80	200	280	5.0	10.0
F-350	140	350	490	5.0	10.0
F-500	200	500	700	10.0	20.0
F-750	300	750	1050	15.0	30.0
F-1200	480	1200	1680	20.0	50.0
F-1500	600	1500	2100	30.0	60.0
F-2000	800	2000	2800	40.0	60.0
F-2500	1000	2500	3500	40.0	60.0
F-3600	1440	3600	5040	50.0	75.0
F-5000	2000	5000	7000	60.0	100.0

STD - Standard Motor Rating / Max - Maximum Motor Rating

* The motor rating is dependent on the material Bulk density etc. to be mixed.
Technical data might be changed without notice.

Selling Agents : Toshniwal Systems & Instruments Pvt Ltd

Bangalore : Signature Apartment, No. 001, III Main Road, RMV II Stage, Bhoopasandra,
Bangalore - 560 094 INDIA Tel: +91(0)80 - 2351 9620 / Fax: 080 - 2351 9591
Email: bangalore@toshniwal.net

Baroda : A-607 Alkapuri Arcade, 6th Floor, R.C. Dutt Road, Baroda - 390 007 INDIA
Tel: +91(0)265 - 2337538 / Fax: 0265-2322575 / Email : baroda@toshniwal.net

Chennai : 267 Kilpauk Garden Road, Chennai - 600 010 INDIA Tel: +91(0)44 2644 5626 / 8983
Fax: 044 - 2644 1820 / Email: sales@toshniwal.net

Hyderabad : "LAHARI" 1st Floor, D.No. 6-3-904, Behind Yashoda Hospital, Somajiguda,
Hyderabad - 500 082 INDIA Tel: +91(0)40 - 2332 1631 / 2322 1641
Fax: 040 - 2332 4137 Email: hyderabad@toshiwal.net

Kolkata : 85A Sarat Bose Road, Kolkata - 700 026 INDIA Tel: +91(0)33 - 2474 0989 / 90
Fax: 033 - 2474 0992 / Email: kolkata@toshniwal.net

Mumbai : 202, "Balarama", Bandra-Kurla Complex, Bandra (East), Mumbai - 400051 INDIA
Tel: +91(0)22 - 2659 1166 / 2590 / Fax: 022-26592169 / Email: mumbai@toshniwal.net

The ultimate in mixing technology...